

# Vetrocemento pedonabile

## A CAMERA D'ARIA

190 x 190 x 80 mm

**BG 198**



BG 198  
Samba



BG 198  
OD  
liscio



BG 198  
Sahara

190 x 190 x 100 mm

**BG 191**




BG 191  
Satina



BG 191  
OD  
liscio



BG 191  
Sahara



BG 191 XX

## PIENO

160 x 160 x 30 mm

**B 16**



B 16



B 16  
Sahara



B 16  
OD  
liscio

200 x 200 x 22 mm

**B 20**



B 20



B 20  
Sahara



B 20  
Samba

193 x 193 x 36 mm

**BG 10**



BG 10



BG 10  
Sahara

## TAZZA

117 x 117 x 60 mm

**B 117**



B 117



B 117  
Sahara



B 117  
antiscivolo




B 117  
Satina

150 x 150 x 80 mm

**B 1580**



B 1580



B 1580  
antiscivolo

Ø 117 x 60 mm

**R 117**



R 117



R 117  
Sahara



R 117  
antiscivolo

F & H, München

SAINT-GOBAIN GLASSBLOCKS



PROGRAMMA SPECIALE



SOLARIS

HP 000161

SAINT-GOBAIN  
GLASSBLOCKS

Saint-Gobain Oberland AG · Division Bauglas  
Siemensstraße 1 · 56422 Wirges · Germany  
Tel. 49-26 02/68 10 · Fax 49-26 02/6 81-4 16 or 4 25  
Internet: <http://www.solaris-glasstein.de>



Distribuito da:

**PRAGOTECNA®**

Sede legale: via XXX Ottobre, 19 - Trieste  
Sede commerciale e show room: via III Armata, 2 - 34074 Monfalcone (GO)  
Show room: via Filzi, 21/d - 34122 Trieste  
tel: 0481 411977  
fax 0481 44415  
[www.pragotecna.it](http://www.pragotecna.it)  
e-mail: [info@pragotecna.it](mailto:info@pragotecna.it)

## Terminale/terminale doppio

190 x 190 x 80 mm

**198** BIANCO COLORATO



W  
nuvolato



Sahara  
W  
nuvolato



OD/TS  
liscio



Sahara  
OD/TS  
liscio

I terminali e i terminali doppi non necessitano di bordure aggiuntive in legno, metallo o altri materiali.



W  
nuvolato  
celeste



Sahara  
W  
nuvolato  
celeste



OD/TS  
liscio  
celeste



Sahara  
OD/TS  
liscio  
celeste



W  
nuvolato  
blu



Sahara  
W  
nuvolato  
blu



OD/TS  
liscio  
blu



Sahara  
OD/TS  
liscio  
blu



W  
nuvolato  
verde



Sahara  
W  
nuvolato  
verde



W  
nuvolato  
rosa




Sahara  
W  
nuvolato  
rosa



OD/TS  
liscio  
rosa




Sahara  
OD/TS  
liscio  
rosa



W  
nuvolato  
turchese



Sahara  
W  
nuvolato  
turchese



OD/TS  
liscio  
turchese



Sahara  
OD/TS  
liscio  
turchese

## Mattoni antifuoco


POSA VERTICALE

190 x 190 x 80 mm

**F 30**



1930 F  
liscio




1930 F  
Sahara  
liscio

190 x 190 x 160 mm

**F 60**




1960 F  
liscio




1960 F  
Sahara  
liscio

190 x 190 x 160 mm

**F 90**



1990 F  
liscio



1990 F  
Sahara  
liscio


POSA ORIZZONTALE

190 x 190 x 80 mm

**F 30**




BG 1930 F  
liscio




BG 1930 F  
Sahara  
liscio

190 x 190 x 160 mm

**F 60**




BG 1960 F  
liscio




BG 1960 F  
Sahara  
liscio

190 x 190 x 160 mm

**F 90**



BG 1990 F  
liscio




BG 1990 F  
Sahara  
liscio

## Mattone curvo

**198**



- Programma di produzione
- 198 mattone curvo W nuvolato
- 198 mattone curvo OD liscio
- 198 mattone curvo Sahara OD liscio
- 198 mattone curvo Sahara OD liscio abbinabile ai modelli 198,198/2



## Mattoni angolari 90°

**198**



Angolare  
W  
nuvolato



## Elementi angolari

**198**



Elementi angolari  
es. Sahara  
OD liscio bianco 60°



Elementi angolari  
es. Sahara  
W nuvolato blu 135°



Angoli a scelta  
Disponibili in tutti i formati,  
disegni e colori

Trattasi di elementi già incollati